

Optimal Customization



Standard

BARREL DIAMETER	BARREL LENGTH	PLATE A/P DEPTH	PLATE LENGTH
8mm 10mm	21mm	16mm	35mm
12mm 14mm			(ø16=37mm; 12mm 14mm)
16mm 18mm			(ø18=39mm)



Flared

BARREL DIAMETER	BARREL LENGTH	PLATE A/P DEPTH	PLATE LENGTH
8mm 10mm	21mm	16mm	35mm
			(ø16=37mm; 12mm 14mm)
			(ø18=39mm)



The Aspen System is a less invasive alternative to pedicle screws.

References:

1. Kim K, et al. Interspinous Process Fixation versus Pedicle Screw Fixation in Circumferential Fusion: Outcomes from a Prospective Randomized Multi-Center Trial. North American Spine Society (NASS) Annual Meeting, Oct 2016. Boston, MA. Podium Presentation.
2. Data on File.
3. Karahalios DG, et al. Biomechanics of a lumbar interspinous anchor with anterior lumbar interbody fusion. J Neurosurg Spine. 2010;12(4):372-380.
4. Kaibara T, et al. Biomechanics of a lumbar interspinous anchor with transforaminal lumbar interbody fusion. World Neurosurg. 2010;(73)5:572-77.
5. Fogel GR, Toohey JS, Neidre A, Brantigan JW. Fusion assessment of posterior lumbar interbody fusion using radiolucent cages: X-ray films and helical computed tomography scans compared with surgical exploration of fusion. Spine J. 2008;8:570-7.


For more information visit ZimVie.com

ZimVie
10225 Westmoor Drive
Westminster, CO 80021, USA



Unless otherwise indicated, all trademarks herein are the property of ZimVie Inc. and its subsidiaries, including Zimmer Biomet Spine, Inc. (collectively, "ZimVie"). Unless otherwise indicated, all products herein are manufactured, marketed, and distributed by ZimVie. For additional product information, please refer to the individual product labeling or instructions for use. Product clearance and availability may be limited to certain countries or regions. This material is intended for clinicians only and does not comprise medical advice or recommendations. Distribution to any other recipient is prohibited. This material may not be copied or reprinted without the express written consent of ZimVie. ZVZV0916 REV A 05/23. © 2023 ZimVie Inc. All rights reserved.

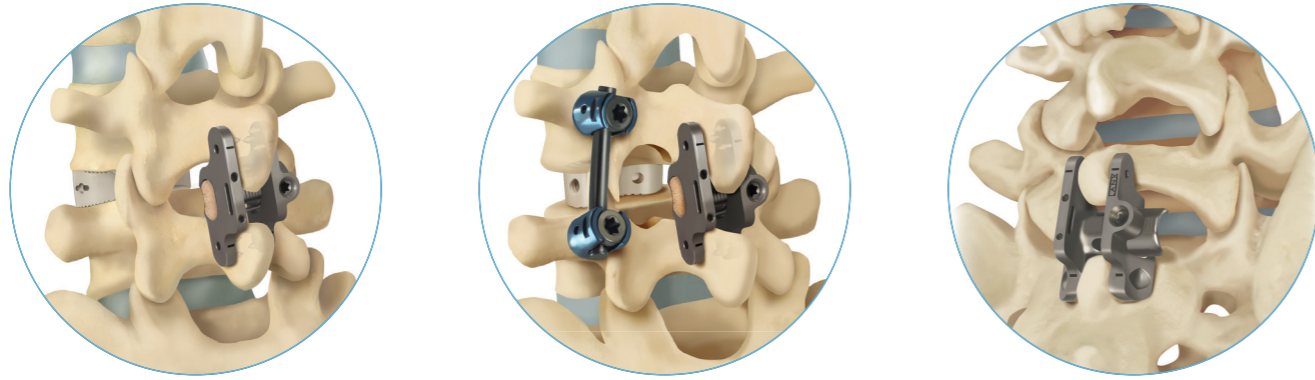
Aspen[®] MIS Fusion System



ZimVie SURGICAL SOLUTIONS

Rapid Recovery

Patients treated with the Aspen System and interbody fusion (A/LLIF) have reported robust clinical improvement early in the post-operative period, including statistically significant improvement in ODI, SF-36, and ZCQ* scores at just six weeks.⁴



Approach Your MIS Procedures With Confidence

As surgeons and patients increasingly demand minimally invasive alternatives to traditional pedicle screws, spinous process fixation has fulfilled an unmet clinical need in spinal fusion surgery. The Aspen System consists of a family of spinous process fixation devices designed for rigid, posterior fixation to promote fusion from T1 to S1.

Engineered for Performance

Proven Efficacy



- A randomized, controlled, multi-center clinical trial showed that the Aspen System could be a significantly faster and less invasive alternative to pedicle screw fixation in support of interbody fusion¹
- Biomechanical testing has demonstrated comparable stability of the Aspen System to pedicle screw fixation in support of both TLIF and ALIF^{3,4}

Versatile Design



- Spiked-plate design provides reliable bony fixation under both static and fatigue loading conditions
- The Z-shape of the Aspen implant allows it to contour to patient anatomy
- Integrated load sharing central barrel can retain 0.5cc to 3.0cc of bone graft material

Comprehensive Offering

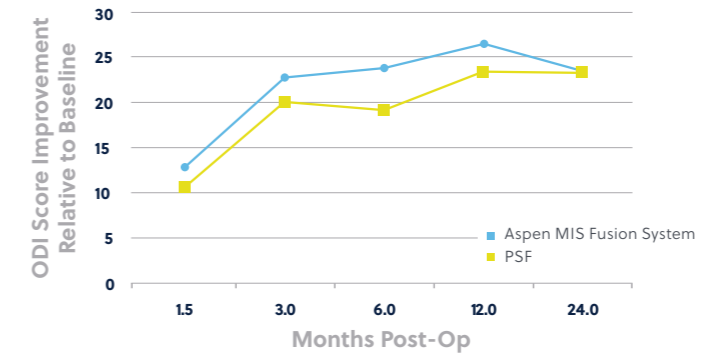


- Includes a flared plate option with 45° angle at one end for anatomical fit for L5–S1
- Small footprint ensures easy positioning for varying patient anatomy from T1–S1
- Offset plate allows for optimal placement in the strongest bone of the spinous process

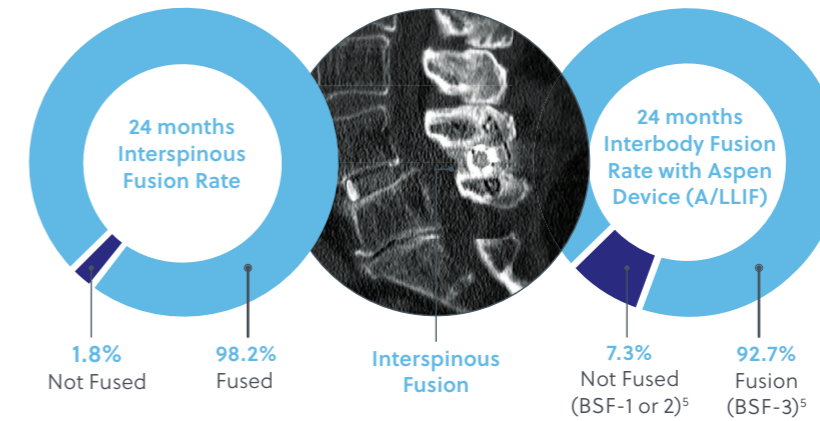
The Aspen Impact

Clinical Results^{1,2}

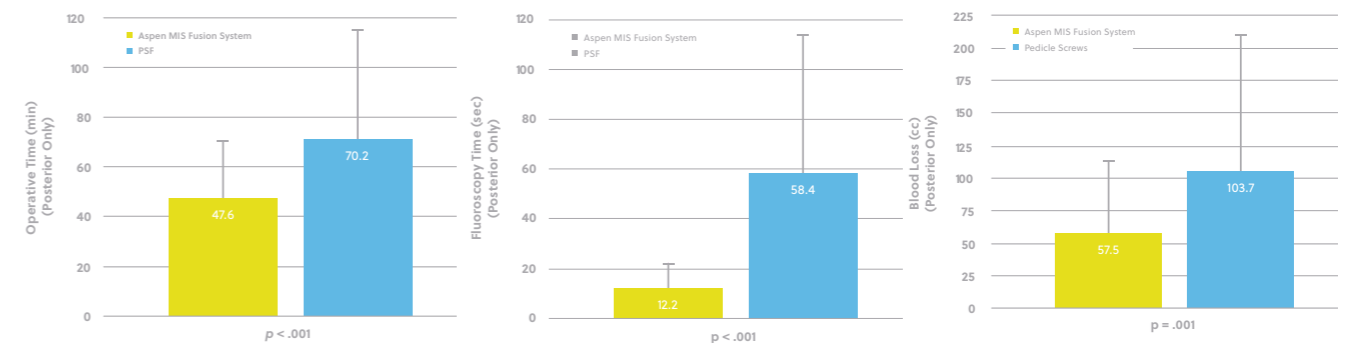
At 24 months, interspinous process fixation presents as a clinically effective adjunct to single-level interbody fusion (ALIF/LLIF).



Robot Fusion Rates^{1,2}



Intraoperative Outcomes¹



*ODI—Oswestry Disability Index; SF-36 - Short Form Health Survey; ZCQ—Zurich Claudication Questionnaire